



The New Horizon School W.L.L.

Summer Vacation Activities 2020-'21

GRADE II



Dear Parents,

As Summer break is round the corner, we have planned some fun activities for your child to enhance his/her learning skills. Kindly guide your child to do these fun activities during the summer holidays.

Note: Submit the given homework in a folder by labelling with your child's name, class & section and Admission number. It would be wonderful if the children themselves decorate the folders with their tiny hands & creative minds.

General Instructions:

1. The homework for all the subjects must be compiled in one folder only. Separate the homework of each subject with a plain sheet mentioning the subject on it.
2. Kindly train your child to become independent in his/her daily chores.

Use your creativity and imagination to make your homework look attractive and presentable.

Kindly note: Textual Exercises & Class work notebooks should be completed during the holidays. Notes have been sent after every topic/attached in the slides of the Modules. **The notebooks must be submitted for correction on the re-opening day.

ENGLISH:

YOU CAN LEARN SOMETHING NEW EVERY DAY IF YOU LISTEN.....EVERY SUMMER HAS A STORY!!!
ENJOY YOUR SUMMER VACATION!!!

BE CREATIVE!!!

I. MY WORD BOOK

- Make a scrap book or a flip book using old colour papers from old books/newspapers/magazines/etc.
- Look all over your house, surroundings, neighbourhood, etc...
- Write down one new word you come across on each page & draw that particular word/stick picture. (Minimum 50 words)

II. CREATIVITY:

- Write your name in Capital letters. Then, make a wall hanging using two pictures of naming words starting with each letter. Write the naming words next to the picture.

III. HANDWRITING:

- Improve your handwriting by writing one page every day in a thin notebook (30 pgs.) **Note:** Print script only.
- Copy the lessons from any text books/books of your choice.

MATHEMATICS:

- Write the Multiplication tables from 1 to 10 (two times) each and learn by heart.
- Make a model of a Clock. **The BEST Clock will be rewarded, once you get back to school. So, make the BEST PROJECT possible to win the PRIZE!!!**
- Make 4 pictures using different geometrical shapes. Surf the internet for more interesting ideas/click on the below link for ideas.
<https://images.app.goo.gl/nYqm2MC6hVBdhZtM7>

EVS:

1. A placard or a poster

* Make a placard or a poster on "World Water Day".

2. Model of a first-aid box .

Make a first-aid box of your own by using an old shoe box or thermocol. Draw a red cross(+) on it. **The BEST First-aid Box will be rewarded once you get back to school. So, make the BEST PROJECT possible to win the PRIZE!!!**

HINDI:

- Complete 15 Pgs. in the 'Sulekh Book'.
- एक शब्द से अनेक शब्द बनाइए— (Make many words from the given words and hang the words one after another by decorating beautifully.)

ताजमहल	हस्तलेखन	चिड़ियाघर
--------	----------	-----------





Eg: राजधानी – राजा- रानी- धन, धरा- नीर
जन नीर- नर-

ARABIC:

بطاقات المدود

أن يوظف الطالب المدود في كلمات بشكل صحيح.	<u>الهدف</u>
أ. فاطمة السيد هادي	<u>الإعداد</u>

الأدوات:

			
<u>صمغ</u>	<u>3 بطاقات ملونة</u>	<u>مقص</u>	<u>مجلات و جرائد</u>

تعليمات النشاط:

- أن يقوم الطالب بالبحث عن في مجلات و جرائد قديمة عن كلمات تحتوي على مد بـ (الألف ، الواو ، الياء).
- يقوم الطالب بقص الكلمات التي حصل عليها.
- يختار الطالب 3 بطاقات مختلفة الألوان، ويخصص لكل بطاقة أحد أنواع المد (مد بالألف ، مد بالواو ، مد بالياء).
- يقوم الطالب بفرز الكلمات التي حصل عليها بحسب نوع المد.
- يقوم الطالب بلصق الكلمات في البطاقات.